

CRARY
Manufacturing Farm Profitability™



PARTS

QUICK REFERENCE

AIR REEL®

WIND SYSTEM™

TILE PRO® PLOW

REVOLUTION DITCHER™

STRINGER TRAILERS

TRENCH PRO™

BIG TOP™



701.282.5520 • 800.247.7335 EXT. 601
CRARY.com • sales@crary.com

FOR COMPLETE DRAWINGS AND PARTS LISTS, REFER TO THE APPROPRIATE PRODUCT MANUAL.

Rev. 032725.01

FIND & ORDER PARTS

FIND A DEALER

To order parts, find your local dealer online at crary.com.

DISCLAIMER

This document is based on information available at the time of its publication. While efforts have been made to be accurate, the information contained herein does not purport to cover all details or variations, nor to provide for every possible contingency in connection with installation, operation, or maintenance. Crary® Industries assumes no obligation of notice to holders of this document with respect to changes subsequently made.

Crary Industries assumes no responsibility for the accuracy, completeness, sufficiency, or usefulness of the information contained herein. Specifications, parts availability and design are subject to change without notice.


TABLE OF CONTENTS

DESCRIPTION	PAGE	DESCRIPTION	PAGE
FIND & ORDER PARTS.....	II	SECTION 5 - ACESSORIES & KITS ILLUSTRATIONS.....	7
TABLE OF CONTENTS.....	II	SECTION 6 - FAR PART ILLUSTRATIONS.....	8
DEFINITIONS.....	II	FAR BAT TUBES.....	11
SECTION 1 - DROP TUBES.....	2	FAR BAT TUBES - CHART 1, PARTS.....	12
SECTION 2 - GOLD'N CUT PART ILLUSTRATIONS.....	3	FAR BAT TUBES - CHART 2, KITS.....	13
SECTION 3 - BIG TOP PART ILLUSTRATIONS.....	3	GEARBOXES.....	14
SECTION 4 - SHARED CWS/FAR PART ILLUSTRATIONS.....	4	SECTION 7 - PART ILLUSTRATIONS.....	15

DEFINITIONS

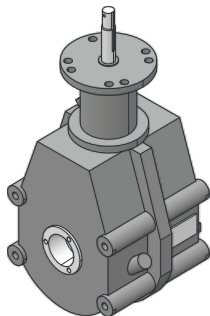


CWS - CRARY WIND SYSTEM

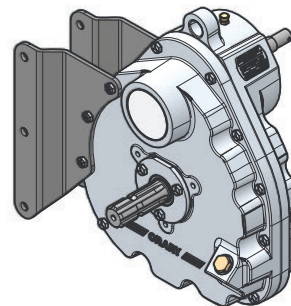


FAR - FINGER AIR REEL

GEARBOXES



SERIES I



SERIES II

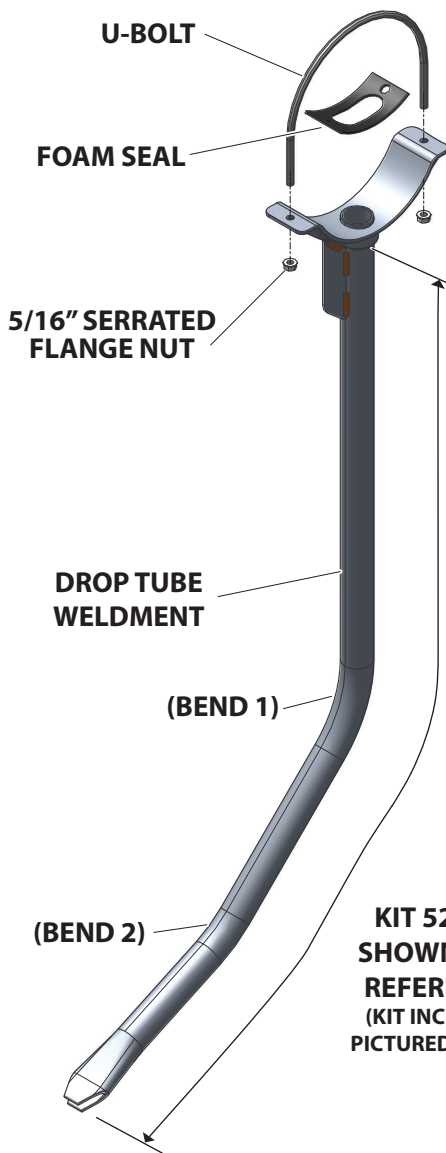


WARNING: Cancer and Reproductive Harm
ADVERTENCIA: Cáncer y Daños Reproductivos
AVERTISSEMENT: Cancer et Dommages Reproductifs
www.P65Warnings.ca.gov

1 Section DROP TUBES



HEADER WITH CWS SHOWING DROP TUBES.



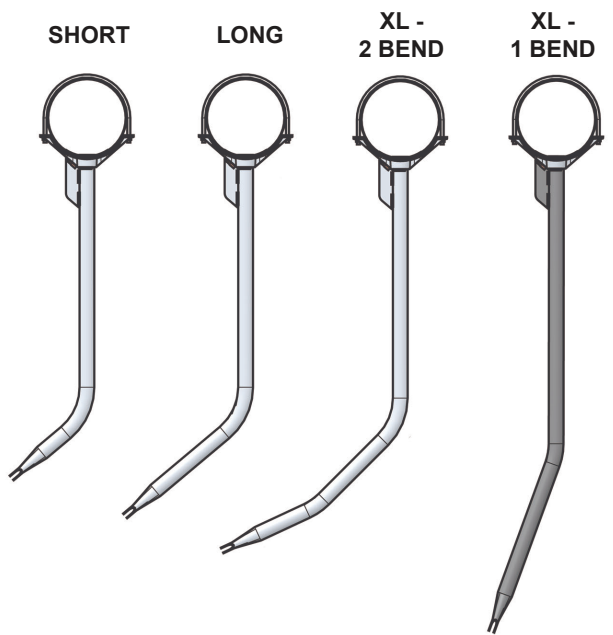
REF A

KIT 52556 SHOWN FOR REFERENCE (KIT INCLUDES PICTURED ITEMS)

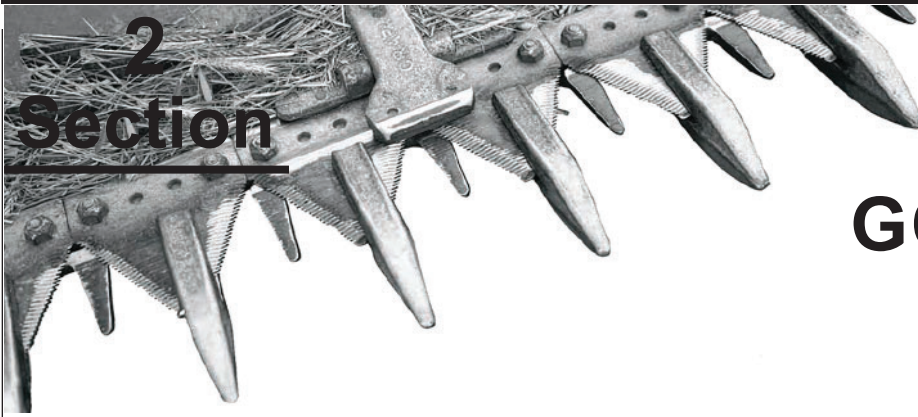
DESCRIPTION	PART NUMBER	REF. A
KIT, SHORT DROP TUBE (CWS)	25919	36in
KIT, SHORT DROP TUBE (CWS) YELLOW	50525	36in
KIT, LONG DROP TUBE (CWS)	25920	42in
KIT, LONG DROP TUBE (CWS) YELLOW	50526	42in
KIT, XL DROP TUBE 2 BEND (CWS)	52556	48in
KIT, XL DROP TUBE 2 BEND (CWS) YELLOW	52782	48in
KIT, XL DROP TUBE 1 BEND U2 (CWS)	54647	49in

Each above Kit includes the following parts

DESCRIPTION	QTY. IN KIT	PN
FOAM SEAL - AIR TUBE	1	17313
U-BOLT, 5/16-18 X 8.19 X 6.59	1	15700-00
NUT, 5/16-18 SERR FLNG NC CMS F1 5ANS	2	15351C



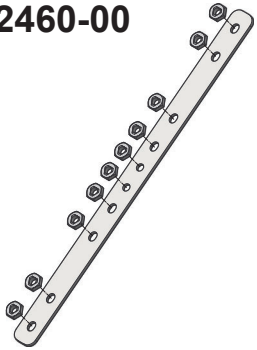
SIDE PROFILE REPRESENTATION



GOLD'N CUT

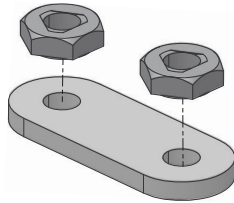
GOLD'N CUT PART ILLUSTRATIONS

52460-00



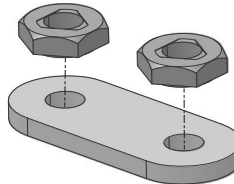
KIT, SPLICE,
REINFORCEMENT, UNIVERSAL

50700



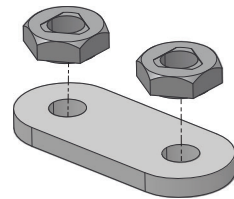
KIT, SECTION-LINK,
2.00, QTY 40

50701



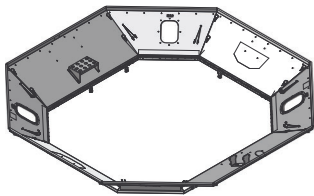
KIT, SECTION-LINK,
2.06, QTY 40

50702



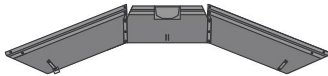
KIT, SECTION-LINK,
2.13, QTY 40

3 Section



BIG TOP

30760-00



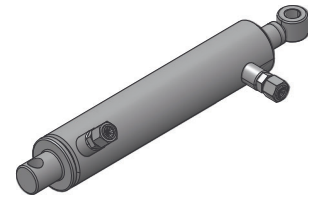
PANEL, F/R CANVAS,
(JD S660-70 / S760-70
AUTOFOLD EXT)

30988-00 - LF/RR
30989-00 - RF/LR



PANEL, CANVAS,
(JD S680-90 / S780-90
AUTOFOLD EXT)

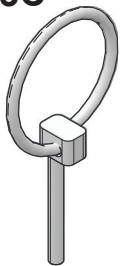
55709



KIT, HOPPER CYLINDER
JD S S780-90 UPGRADE


BIG TOP PART ILLUSTRATIONS

16493C



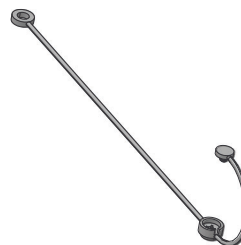
PIN, LYNCH, 3/16"

14902-00



PIN, QUICK RELEASE
HITCH (5/16" X 3")

12530C



NYLON LANYARD

30985-00



CABLE, BIGTOP-AF
4 FT LONG
USE WITH JD KIT 50717

4 Section



SHARED CWS/FAR

SHARED CWS/FAR PART ILLUSTRATIONS			
<p>33430-00C</p> <p>ROTOR, FAN ALL SERIES II, MOST SERIES I, GEARBOXES</p>	<p>33431-00C</p> <p>ROTOR, FAN, SOME SERIES I, GEARBOXES</p>	<p>21193C</p> <p>CASTING, FAN, 8", RH (HIGH WEAR - 52463-00)</p>	<p>21194C</p> <p>CASTING, FAN, 8", LH (HIGH WEAR - 52464-00)</p>
<p>54031</p> <p>KIT, BUTTERFLY (LH/RH) SUPERSEDES 25641-12, ORDER WITH 50771-12</p>	<p>50771-12</p> <p>ACTUATOR MOUNT SUPERSEDES 25644-12, ORDER WITH 54031</p>	<p>53744-00</p> <p>WELDMENT, 8" BUTTERFLY AND SHAFT, DOES NOT REPLACE BLOT-ON BUTTERFLY, USE 54031</p>	<p>21444C</p> <p>PLATE, 8" BUTTERFLY (OLD STYLE)</p>
<p>27684-00C</p> <p>KIT, HOSE, FLEX, 8"ID X 6FT. (SUPERCEDES 17410) 53479-00C - KIT, HOSE, FLEX, 8"ID X 4 FT.</p>	<p>55388-00C</p> <p>KIT, HOSE, FLEX, 8" ID X 8 FT LONG (SUPERCEDES 17777)</p>	<p>17437C</p> <p>ELBOW, RUBBER - 8" X 90°</p>	<p>12146</p> <p>ELBOW, RUBBER - 8" X 45°</p>

SHARED CWS/FAR PART ILLUSTRATIONS

<p>16449</p> <p>MOQ = 2</p>  <p>BEARING-2BLT, FLANGE, 5/8"</p>	<p>23152</p>  <p>BASE STRAP WELDMENT, 5/8" (OBSOLETE, ORDER 50243C)</p>	<p>50244C</p>  <p>KIT, ROTARY SCREEN THREADED BASE, 3/4" NOT FOR 5/8" REPLACEMENT</p>	<p>18998-00</p> <p>MOQ = 2</p>  <p>BEARING, 3/4" ROUND INSERT USE IN ROTARY SCREEN</p>
<p>50243C</p>   <p>KIT, 8" RH ROTARY SCREEN UPDATE, 3/4" BASE</p>	<p>13460-00C</p>  <p>ACTUATOR, 5 AMP, 2" STROKE USE WITH FAN</p>	<p>17843</p>  <p>ACTUATOR, 15 AMP, 4" STROKE USE WITH MANIFOLD</p>	<p>55181-00</p>  <p>KIT, REMOTE, CWS/FAR ACTUATOR CONTROLLER- SEALED (USE A23 BATTERY)</p>
<p>50870-00</p>  <p>KIT, SWITCH/HARNESS-WIRE- LESS, TOTAL LENGTH 52 AND 46 FEET</p>	<p>30349-00</p>  <p>SWITCH AND REMOTE, CWS/ FAR ACTUATOR CONTROL ASSY (IN 50870-00)</p>	<p>31133-00</p>  <p>HARNESS, ACTUATOR - BUTTERFLY (IN 50870-00)</p>	<p>33184-00</p>  <p>HARNESS, ACTUATOR - MANIFOLD (IN 50870-00)</p>
<p>16091C</p>  <p>CLAMP, T-BOLT 8-3/8" USE WITH FLEX HOSE & CAP</p>	<p>16092C</p>  <p>CLAMP, T-BOLT 8-11/16" USE WITH 90° & 45° ELBOW</p>	<p>25908-00</p>  <p>ASSEMBLY, HALF-CLAMP, WITH SADDLE GUIDE (SADDLE GUIDE ONLY - 22809)</p>	<p>54885</p>  <p>KIT, PIVOT ROD - MANIFOLD</p>

MOQ (MINIMUM ORDER QUANTITY) = ITEM ONLY AVAILABLE IN SPECIFIED QUANTITIES - CHECK WITH YOUR LOCAL DEALER


SHARED CWS/FAR PART ILLUSTRATIONS

15246-00C



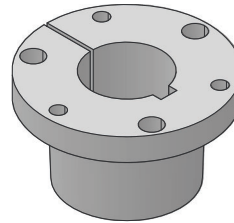
BOLT, 1/4-20 X 3/4, TRUSS HEAD, TORX USE WITH 15177-00, FOR BRUSH KITS

15177-00



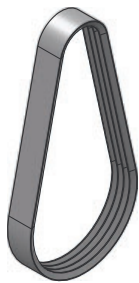
RIVET, 1/4-20 OE KNURLED NUT, USE WITH 15246-00 FOR BRUSH KITS

12457C



BUSHING, 1-3/8 SD SERIES I GEARBOX (INCLUDES BOLTS)

35340-00



BELT, 5V 630 4-RIB ALL BELT DRIVES

35341-00



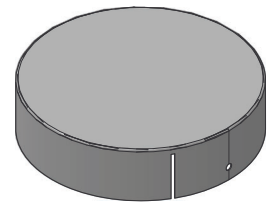
BELT, 3V X 670 3-RIB

35342-00



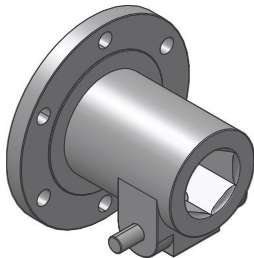
BELT, 3V X 750 3-RIB

21924



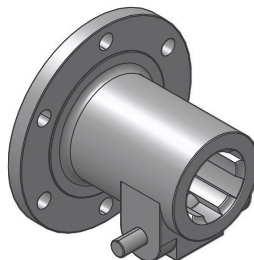
CAP, 8"NOTCHED TUBE FOR SINGLE FLOW ONLY

13911-00




COUNTER FLANGE, 1-1/8 HEX W/QD (5/16" GR5 HARDWARE NOT INCLUDED)

13913-00



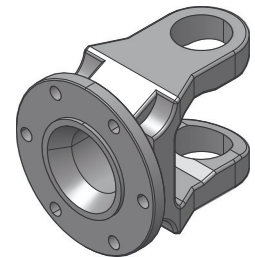
COUNTER FLANGE, 1-3/8 6 SPLINE W/QD (5/16" GR5 HARDWARE NOT INCLUDED)

13914-00



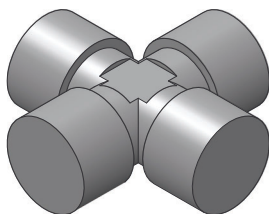
COUNTER FLANGE, 1-3/8 21 SPLINE W/QD (5/16" GR5 HARDWARE NOT INCLUDED)

14714-00



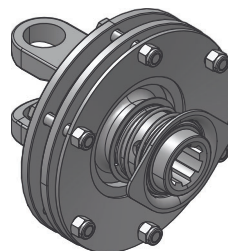
YOKE, FLANGE

0883-0120-00C




KIT, CROSS AND BEARING USE WITH 14714-00

14744-00



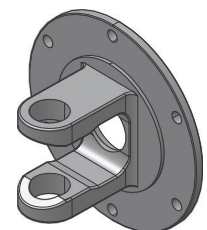
CLUTCH, FRICTION

14062-00



SET, FRICTION DISC (ORDER 1 = SET OF 2)

14720-00

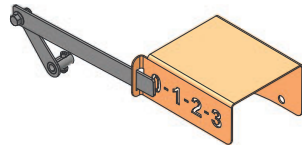


YOKE, FLANGE

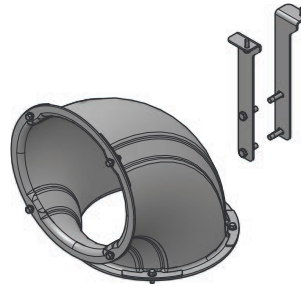
ACCESSORIES & KITS ILLUSTRATIONS

5 Section

52011-00

KIT, DUAL FLOW
DAMPER INDICATOR

54041

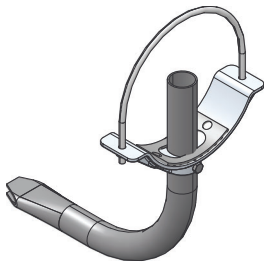
KIT, ROTARY SCREEN
ELBOW 90°

51476

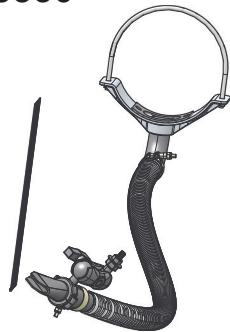



KIT, TRANSPORT SUPPORT

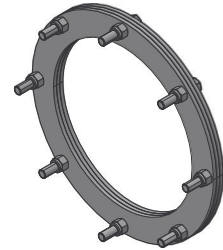
50384

KIT, DROP TUBE
FEEDERHOUSE CLEANER


55530

KIT, SINGLE FLOW
FEEDERHOUSE CLEANER52942 - RH
52943 - LHKIT, JD RDF
LIGHT RELOCATION


54879

KIT, SPACER
- MANIFOLD

55175


KIT, UPGRADE ADJUSTABLE
DUAL FLOW JD RDF/FD

50803



KIT, MANIFOLD WEDGE SHIMS

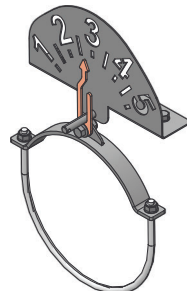
55588

KIT, SOLAR REMOTE
MOUNT

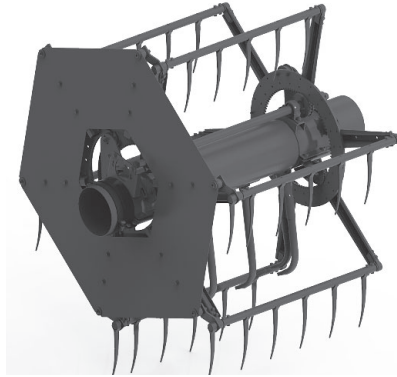
55823

KIT, LIGHT BAR
CLAMP

55917

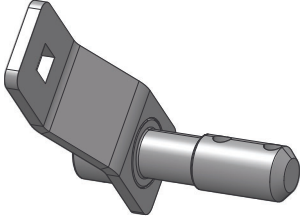
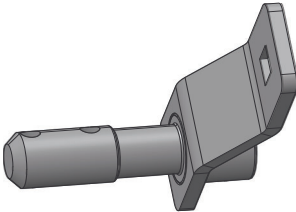

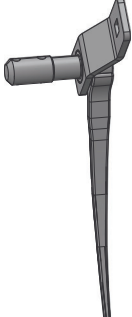
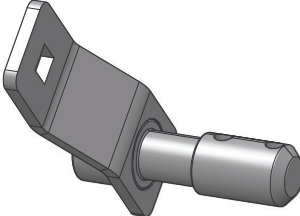
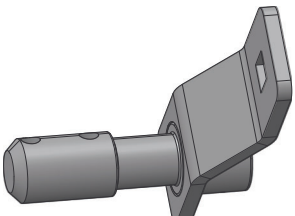




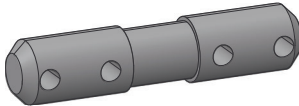
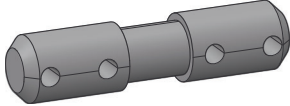
KIT, CWS
POSITION, INDICATOR

6 Section



FAR FINGER AIR REEL

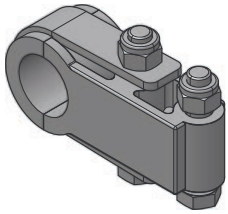
FAR PART ILLUSTRATIONS

<p>27951-12</p>  <p>LH END SHAFT PIVOT, 1" OD USE WITH 27983-00</p>	<p>27952-12</p>  <p>RH END SHAFT PIVOT, 1" OD USE WITH 27984-00</p>	<p>27983-00</p>  <p>ASSEMBLY, LH END SHAFT PIVOT 1" OD</p>	<p>27984-00</p>  <p>ASSEMBLY, RH END SHAFT PIVOT, 1" OD</p>
<p>53585-12</p>  <p>LH END SHAFT PIVOT, 1-1/8" OD</p>	<p>53584-12</p>  <p>RH END SHAFT PIVOT, 1-1/8" OD</p>	<p>53587-00</p>  <p>ASSEMBLY, LH END SHAFT PIVOT, 1-1/8" OD</p>	<p>53586-00</p>  <p>ASSEMBLY, RH END SHAFT PIVOT, 1-1/8" OD</p>
<p>15562</p>  <p>BOLT, 1/2-13 X 2-1/2 USE WITH 21520</p>	<p>21520</p>  <p>BUSHING, PIVOT STRAP USE WITH END SHIELD</p>	<p>24888</p>  <p>SHAFT, BAT SPLICE, 1" OD USE WITH 1" ID BAT TUBE</p>	<p>27175-00</p>  <p>SHAFT, BAT SPLICE, 1-1/8" OD USE WITH 1-1/8" ID BAT TUBE</p>

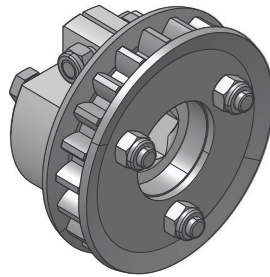
FAR PART ILLUSTRATIONS (CONT)

54828C

MOQ = 6


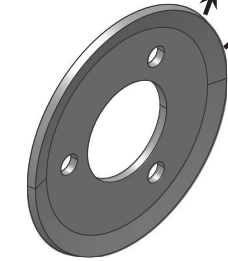
KIT, BEARING WITH
STEEL CAP

25760-00

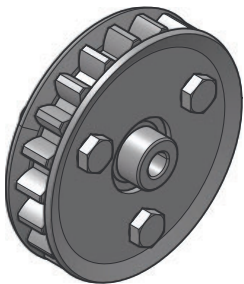


ASSEMBLY, GEAR, DRIVE

17703-12

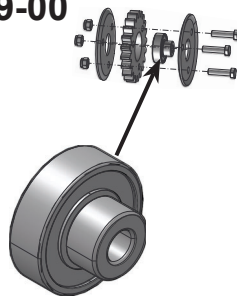
GEAR, IDLER & DRIVE
USE IN 22164 & 25760-00PINION, DRIVE RETAINER
RING, USE IN 25760-00

22164

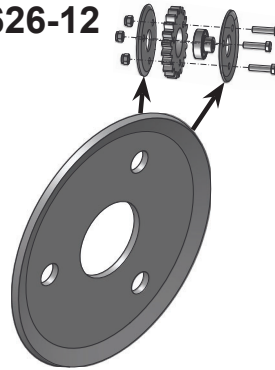


ASSEMBLY, GEAR, IDLER

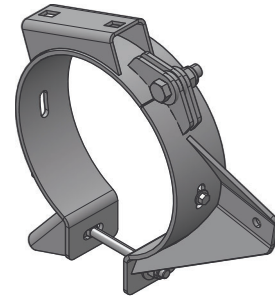
52769-00

BEARING WITH ADAPTER
USE IN 22164
(INCLUDES 17669)

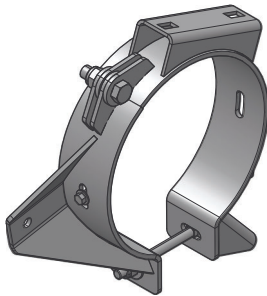
53626-12

PINION, IDLER RETAINER RING
USE IN 22164

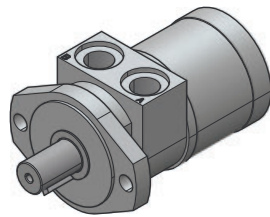

54904-00

KIT, SPLIT IDLER
MT. CLAMP (RH)

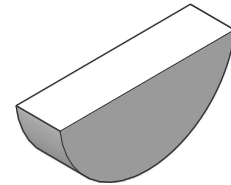
54905-00

KIT, SPLIT IDLER
MT. CLAMP (LH)

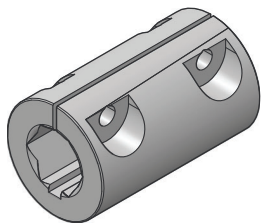
12491C

MOTOR, HYD. GEAR SAE
A 2BLT-8.0/8.9 CID12050C - ROSS/PARKER
16516C - CHAR-LYNN/
EATONSEAL
KITAIR REEL HYD DRIVE MOTOR
SEAL KIT






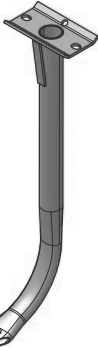
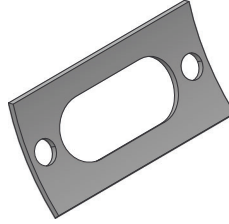

15925-00

KEY, 808 WOODRUFF,
1/4" X 1", USE WITH 12491C

14022-00

COUPLER, 1" HEX SHAFT
USE WITH 12491C

MOQ (MINIMUM ORDER QUANTITY) = ITEM ONLY AVAILABLE IN SPECIFIED QUANTITIES - CHECK WITH YOUR LOCAL DEALER

FAR PART ILLUSTRATIONS (CONT.)			
<p>24919</p>  <p>ASSEMBLY, RH ECCENTRIC MOUNTING PLATE/ROLLER</p>	<p>21797</p>  <p>MOQ = 6</p> <p>ROLLER, SMALL PLASTIC USE IN 24919</p>	<p>55535</p>  <p>KIT, ROLLER WITH BEARING</p>	<p>24920</p>  <p>ASSEMBLY, LH ECCENTRIC MOUNTING PLATE/ROLLER</p>
<p>22346</p>  <p>ASSEMBLY, 6 BAT REEL ARM</p>	<p>21550-12</p>  <p>ECCENTRIC REEL ARM USE WITH 22346</p>	<p>17634</p>  <p>SECTION, INTERNAL GEAR USE WITH 22346</p>	
<p>22039</p>  <p>MOQ = 25</p> <p>PLASTIC REEL TINE FOR TEAR DROP BAT TUBES</p>	<p>12529</p>  <p>MOQ = 25</p> <p>PLASTIC REEL TINE FOR ROUND BAT TUBES</p>	<p>15597</p>  <p>MOQ = 25</p> <p>SCREW, #12-14 X 2 USE WITH 12529</p>	
<p>22153</p>  <p>AIR REEL DROP TUBE (HARDWARE NOT INCLUDED)</p>	<p>22405</p>  <p>AIR REEL DOUBLE DROP TUBE (HARDWARE NOT INCLUDED)</p>	<p>17313</p>  <p>FOAM SEAL USE WITH DROP TUBES</p>	<p>15176C</p>  <p>SCREW, 11/32-12 X 7/8 FLANGE, USE WITH DROP TUBES - 22153 & 22405</p>

MOQ (MINIMUM ORDER QUANTITY) = ITEM ONLY AVAILABLE IN SPECIFIED QUANTITIES - CHECK WITH YOUR LOCAL DEALER

FAR BAT TUBES

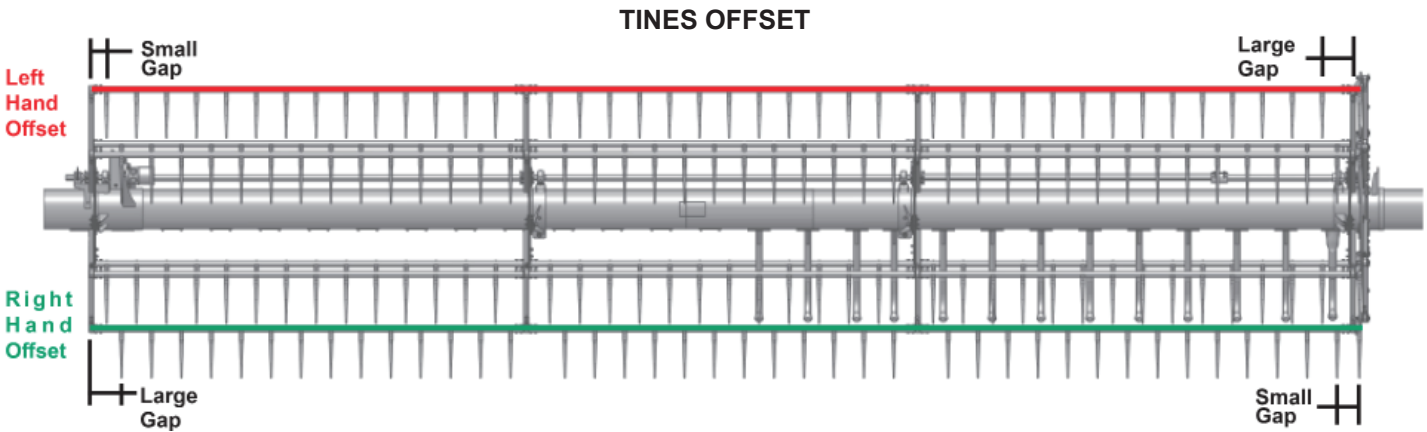


Figure 1: Reel View with Offset Bat Tube Tines
(Left side Drop Tubes Not Shown for Clarity)

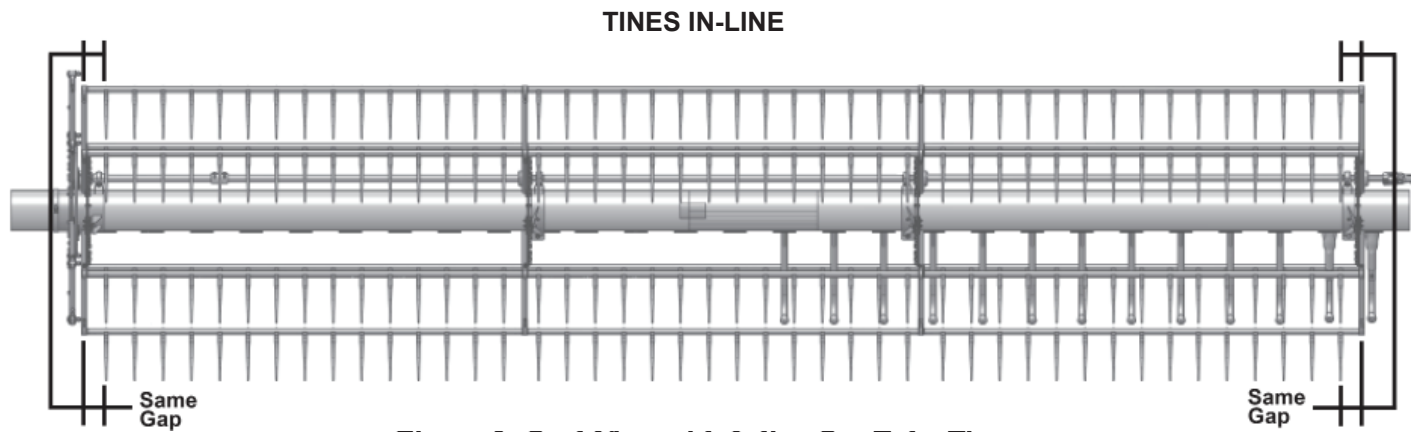
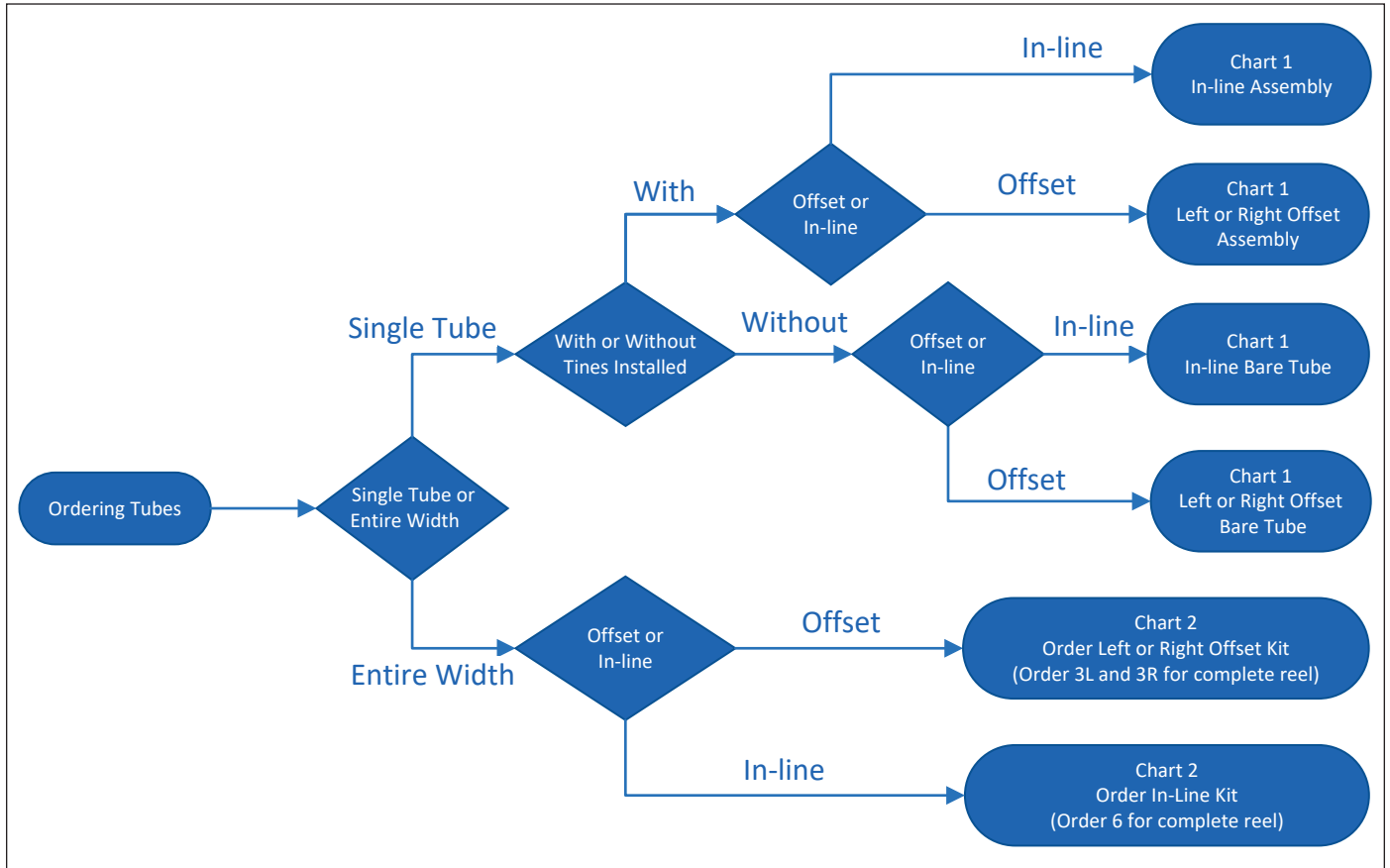


Figure 2: Reel View with Inline Bat Tube Tines
(Left side Drop Tubes Not Shown for Clarity)

ORIENTATION WHEN VIEWED FROM OPERATOR'S CAB, LOOKING FORWARD

FAR BAT TUBES - CHART 1, PARTS



CONTACT YOUR LOCAL DEALER TO PLACE A PARTS ORDER.

Chart 1 Single Bat Tube Replacements							
<i>Assy. (Assemblies) include: single bat tube, and mounted tines. Bare Tube includes: single bat tube only</i>							
Length	In-line Assy. (1" ID)	In-line Bare Tube (1" ID)	# Tines	LH Offset Assy. (1-1/8" ID)	RH Offset Assy. (1-1/8" ID)	Offset Bare Tube (1-1/8" ID)	# Tines2
56"	24922	24875-12	10	53425-00	53424-00	53409-12	9
60"	24923	24876-12	10	53427-00	53426-00	53410-12	9
65"	24924	24877-12	11	53429-00	53428-00	53411-12	10
66"	24925	24878-12	12	53431-00	53430-00	53412-12	10
67"	24926	24879-12	12	-	-	-	-
68"	-	-	-	53433-00	53432-00	53413-12	11
74"	24927	24880-12	13	53435-00	53434-00	53414-12	12
75"	24928	24881-12	13	-	-	-	-
77"	24929	24882-12	14	53437-00	53436-00	53415-12	12
85"	24930	24883-12	15	53439-00	53438-00	53416-12	13
86"	24931	24884-12	15	53441-00	53440-00	53417-12	14
92"	24932	24885-12	16	53443-00	53442-00	53418-12	15
95"	24933	24886-12	17	53445-00	53444-00	53419-12	15
96"	24934	24887-12	17	53447-00	53446-00	53420-12	15
100"	29720-00 (1-1/8" ID)	29719-12 (1-1/8" ID)	18	53449-00	53448-00	53421-12	16
101"	27172-00 (1-1/8" ID)	27129-12 (1-1/8" ID)	18	53451-00	53450-00	53422-12	16
109"	53020-00 (1-1/8" ID)	53021-12 (1-1/8" ID)	19	-	-	-	-

FAR BAT TUBES - CHART 2, KITS

CHART 2	Entire Bat Replacement Kit Part Numbers			Bat Tube Kit Breakdown			
<i>Kits include All: Bat tubes, bat splices, mounted tines, shaft pivots, hardware, and instructions for singular left to right replacement</i>							
Total Reel width	No Offset (1" ID, Inline)	LH Offset (1-1/8"ID)	RH Offset (1-1/8"ID)	Left	Middle	Middle 2	Right
15' Offset		53455	53454	86"			74"
15' Inline	25412			86"			74"
16' Offset		53457	53456	56"	56"		56"
16' Inline	25413			56"	56"		56"
16.5' Offset		53459	53458	56"	65"		56"
17.5' Offset		53461	53460	56"	65"		66"
17.5' Inline	25414			56"	65"		66"
18' Offset		53463	53462	67"	60"		66"
18' Inline	25416			67"	60"		66"
20' Offset		53465	53464	86"	65"		66"
20' Inline	25417			86"	65"		66"
22' Offset		53467	53466	86"	60"		96"
22' Inline	25418			86"	60"		96"
22.5' Offset		53469	53468	86"	65"		96"
22.5' Inline	25419			86"	65"		96"
24' Offset		53471	53470	86"	85"		96"
24' Inline	25420			86"	85"		96"
25' Short Offset		53473	53472	86"	95"		96"
25' Short Inline	25421			86"	95"		96"
25' Long Offset		53590	53589	95"	92"		96"
25' Long Inline	25422			95"	92"		96"
30' Short Offset		53592	53591	86"	77"	77"	96"
30' Short Inline	25424			86"	77"	77"	96"
30' Long Offset		53594	53593	85"	86"	86"	85"
30' Long Inline	27939			85"	86"	86"	85"
35' Short Offset		53596	53595	100"	100"	100"	100"
35' Short Inline	53366 (1-1/8" ID)			100"	100"	100"	100"
35' Long Offset		53598	53597	101"	101"	101"	101"
35' Long Inline	27940 (1-1/8" ID)			101"	101"	101"	101"
36' Offset		N/A	N/A	109"	109"	109"	109"
36' Reel				109"	109"	109"	109"

(Entire Bat Kits include total 6 per Reel)

Entire Inline & Offset Kits Include the following items:

Bat tubes

Bat Splices

Tines with Hardware

LH Shaft Pivot

RH Shaft Pivot

5/16 bolts

5/16 nuts

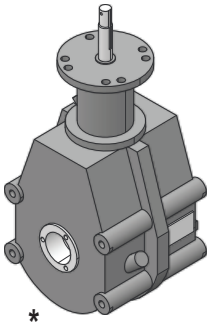
Box

Instructions


GEARBOXES

GEARBOXES REQUIRE IN SEASON INSPECTIONS AND ANNUAL MAINTENANCE TO ENSURE A LONG LIFE.
 MOST COMMON REASON FOR GEARBOX REPLACEMENT IS IMPROPER MAINTENANCE.
 CLICK OR SCAN THE RESPECTIVE QR CODE TO GET OUR SIMPLIFIED SERVICE MANUALS.

SERIES I


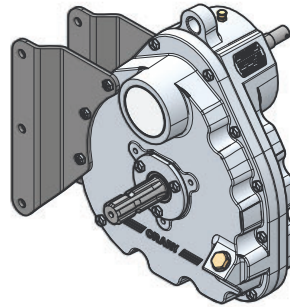


*



SERVICE MANUAL

SERIES II



SERVICE MANUAL

PART#	GEAR RATIO	ORDER KIT#
22322	GEAR BOX, 6.427:1	Obsolete, Convert to Series II
22323	GEAR BOX, 7.269:1	54920
22324	GEAR BOX, 8.446:1	54921
22326	GEAR BOX, 8.831:1	54922
22327	GEAR BOX, 9.375:1	54923

Kit Includes Service Manual, Threadlocker & Box

PART#	GEAR RATIO	ORDER KIT#
32258-00	GEAR BOX, 6.647:1	54932
32254-00	GEAR BOX, 7.250:1	54928
32255-00	GEAR BOX, 8.429:1	54929
32257-00	GEAR BOX, 8.846:1	Replaced by 32256-00 Order kit 54930
32256-00	GEAR BOX, 9.385:1	54930

Kit Includes Service Manual, Threadlocker & Box

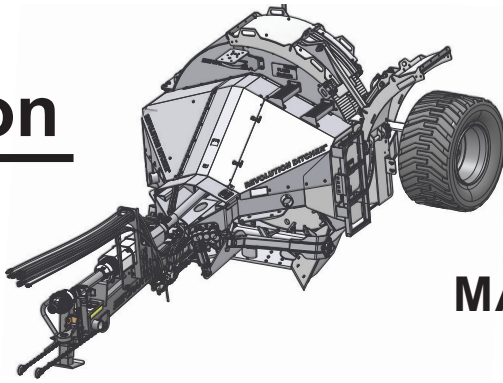
*SERIES I TO SERIES II GEARBOX UPGRADES ARE AVAILABLE ON THE FOLLOWING HEADERS:

- JOHN DEERE 600F
- JOHN DEERE 600FD, 700FD, RDF
- CASE IH 3020 SINGLE DRIVE
- ALL MACDON
- ALL GLEANER AUGER HEADERS

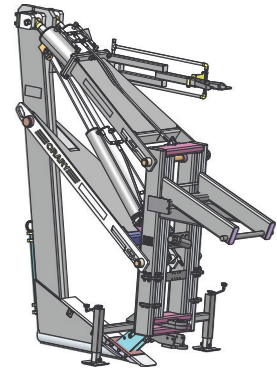
All replacement gearboxes come with a 2 year warranty

PREVENTATIVE EQUIPMENT MAINTENANCE is the key to extending equipment life and ultimately saving you time and money.

7 Section



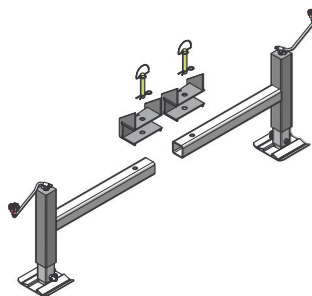
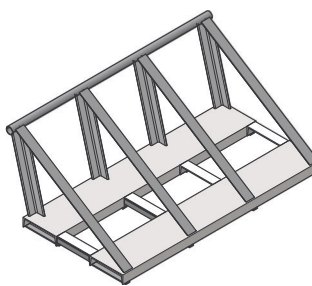
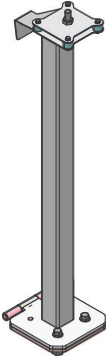


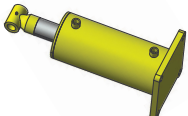
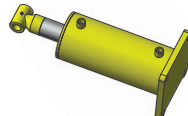

CRARY WATER MANAGEMENT



CAS PART ILLUSTRATIONS - 6.1 TILE PRO PLOW 6 & 7 FT


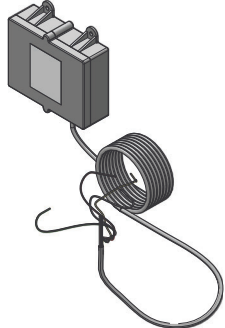
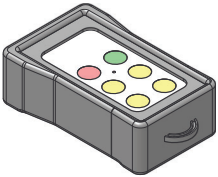
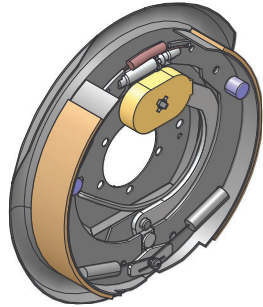
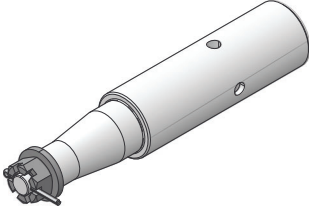
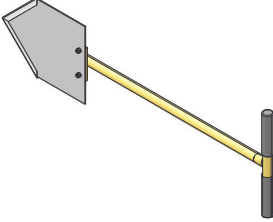
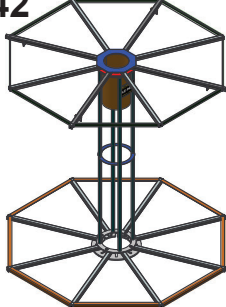
<p>91921-00</p> <p>KIT, TILE-PLOW, PIN, 1.5" TO 2.0" UPGRADE</p>	<p>90212</p> <p>KIT, CLIPS - QUICKTACH 1.5"</p>	<p>90213</p> <p>KIT, CLIPS - QUICKTACH 2.0"</p>	
<p>90097-00</p> <p>REPLACEMENT ASSY, CONVERSION, KNIFE TIP WELDED TO BOLT ON</p>	<p>90489-00</p> <p>STRIP, WEAR BAR, 44-7/8"</p>	<p>90586-00 - 4", 5", 6" BOOT, WEAR BAR 48" 90710-00 - 8", 10", 12" BOOT, WEAR BAR 66" 91746-00 - 15" BOOT, WEAR BAR 72"</p>	<p>90207</p> <p>KNIFE TIP - CUT & WELD</p>
<p>90208</p> <p>ASSY, KNIFE TIP - BOLT ON</p>	<p>90773</p> <p>KIT, FLAP, 6" BOOT CONVERSION FOR 4" & 5" TILE</p>	<p>90269</p> <p>6" KNIFE FACE</p>	<p>8" KNIFE FACE - 93056 10" KNIFE FACE - 93058 12" KNIFE FACE - 93054 15" KNIFE FACE - 93052</p>

CAS PART ILLUSTRATIONS - 6.1 TILE PRO PLOW 6 & 7 FT

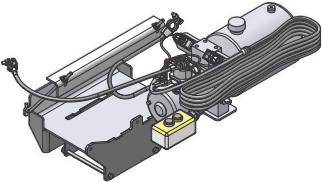

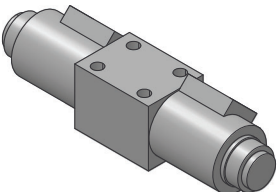



<p>90967-00</p>  <p>KIT, CUT AND WELD, JACKSTANDS</p>	<p>90914-33</p>  <p>WELDMENT, LIFTING JIG, PLOW</p>	<p>90892-33</p>  <p>WELDMENT, TILTING STAND, TILE PLOW</p>	<p>92858-33</p>  <p>PLATE, DRAWBAR SPACER</p>
<p>91900</p>  <p>ASSEMBLY, MAST GPS - STANDARD FOLDING</p>	<p>90209</p>  <p>ASSEMBLY, LEVEL - WATER</p>	<p>36949-00</p>  <p>COIL, DIRECTIONAL CONTROL VALVE, HYTOS</p>	<p>37446-00</p>  <p>SOLENOID, PVG32 DANFOSS - 12VDC 2PIN DEUTSCH</p>
<p>91574-00</p>  <p>KIT, HOSE - LOWER LINKAGE</p>	<p>90236-00</p>  <p>KIT, HOSE - UPPER LINKAGE</p>	<p>35143-00</p> <p>SEAL KIT PITCH CYLINDER (PRO-6 PLOW)</p> 	<p>35142-00</p> <p>SEAL KIT PITCH CYLINDER (PRO-7 PLOW)</p> 
<p>34983-00</p> <p>SEAL KIT</p> <p>ELEVATION CYLINDER (PRINCE)</p> 	<p>34982-00</p> <p>SEAL KIT</p> <p>ELEVATION CYLINDER (INTRADIN/HYDRO WORKS)</p> 	<p>34981-00</p> <p>SEAL KIT</p> <p>ELEVATION CYLINDER (CHIEF)</p> 	<p>34497-00</p> <p>SEAL KIT</p> <p>ELEVATION CYLINDER (OIL-AIR)</p> 

MOQ (MINIMUM ORDER QUANTITY) = ITEM ONLY AVAILABLE IN SPECIFIED QUANTITIES - CHECK WITH YOUR LOCAL DEALER

CAS PART ILLUSTRATIONS - 6.2 STRINGER TRAILER - ALL MODELS

<p>90241</p>  <p>ASSEMBLY, REMOTE WIRELESS</p>	<p>32555-00</p>  <p>RECEIVER, WIRELESS</p>	<p>32554-00</p>  <p>TRANSMITTER, WIRELESS REMOTE</p>	<p>32804-00</p>  <p>BRAKES, DRUM, 12" X 2" ASSEMBLY, TABLE</p>
<p>91241-00</p>  <p>ASSEMBLY, SPINDLE, TABLE</p>	<p>90581</p>  <p>TILE CUTTER (4" - 6")</p>	<p>90242</p>  <p>ASSEMBLY, SPOOL - STRINGER (TILE STORAGE)</p>	

6.2.1 STRINGER TRAILER - SINGLE AXLE

<p>91037</p>  <p>KIT, POWER SUPPLY /BATTERY MOUNT</p>	<p>30332-00</p>  <p>SWITCH, DISCONNECTABLE, 2 BUTTON</p>	<p>35236-00</p>  <p>VALVE, HYD POWER SUPPLY- EAGLE</p>	
<p>30282-00</p>  <p>Single Axle CYLINDER, 3.5 X 24</p>	<p>35534-00</p> <p>SEAL KIT LIFT CYLINDER</p>  <p>(MONARCH) (FOR 30282-00)</p>	<p>35147-00</p> <p>SEAL KIT LIFT CYLINDER</p>  <p>(EAGLE) (FOR 30282-00)</p>	

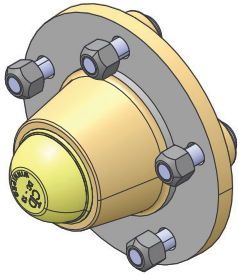
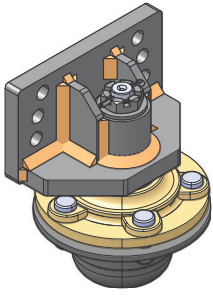
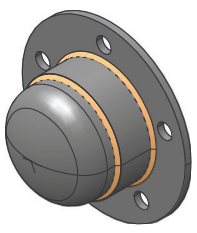



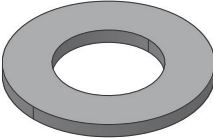

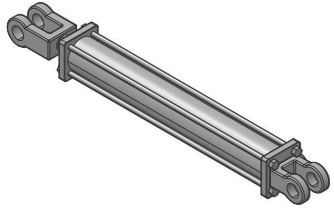


MOQ (MINIMUM ORDER QUANTITY) = ITEM ONLY AVAILABLE IN SPECIFIED QUANTITIES - CHECK WITH YOUR LOCAL DEALER

6.2.2 STRINGER TRAILER - 3-POINT, DUAL AXLE & TRUCK MOUNT

<p>90293-00</p>  <p>POWER UNIT, STRINGER TRAILER</p>	<p>30418-00</p>  <p>RESERVOIR, HYDRAULIC, 1.5 GAL</p>	<p>90245</p>  <p>ASSEMBLY, SWITCH - PENDANT W/CORD</p>	<p>90295-00</p>  <p>SWITCH PENDANT W/O CORD</p>
<p>36901-00</p>  <p>RELAY MOTOR</p>	<p>36899-00</p>  <p>SOLENOID ON 2500 PSI SIDE</p>	<p>36902-00</p>  <p>SOLENOID ON 1500 PSI SIDE</p>	<p>32905-00</p>  <p>SWITCH, HEAVY DUTY MOMENTARY, N/O</p>
<p>32553-12</p>  <p>3-Point Dual Axle Truck Mount</p> <p>CYLINDER, 3.5 X 16</p>	<p>35454-00</p> <p>SEAL KIT</p> <p>LIFT CYLINDER</p>  <p>(MIDWAY) (FOR 32553-12)</p>	<p>35147-00</p> <p>SEAL KIT</p> <p>LIFT CYLINDER</p>  <p>(EAGLE) (FOR 32553-12)</p>	

MOQ (MINIMUM ORDER QUANTITY) = ITEM ONLY AVAILABLE IN SPECIFIED QUANTITIES - CHECK WITH YOUR LOCAL DEALER

CAS PART ILLUSTRATIONS - 6.3 TRENCH PRO 4 & 6 DISC

<p>92801-00T</p>  <p>5 BOLT 5" BOLT CIRCLE 4" PILOT CAST HUB</p>	<p>32463-00T</p>  <p>SEAL, WHEEL (USED IN 61109-12T)</p>	<p>92838-00</p>  <p>KIT, DISC 26" ADJUSTABLE MOUNTING RETROFIT</p>	<p>92732-10</p>  <p>COVER, HUB - 5 BOLT</p>
<p>0201-0077-00T</p>  <p>BEARING, 2.328 X .465 CUP (USED IN 61109-12T)</p>	<p>0201-0111-00T</p>  <p>BEARING, 2.563 X .550 CUP (USED IN 61109-12T)</p>	<p>0201-0078-00T</p>  <p>BEARING, 1.250 X .660 CONE (USED IN 61109-12T)</p>	<p>0201-0094-00T</p>  <p>BEARING, 1.375 X .720 CONE (USED IN 61109-12T)</p>
<p>15742-00</p>  <p>NUT, SPINDLE, 1" NF HEX</p>	<p>15425T</p>  <p>WASHER, 1" SAE FLAT ZP (USED W/ 15742-00)</p>	<p>0122-0064-00T</p>  <p>PIN, 3/16 X 2 COTTER ZP (USED W/ 15742-00)</p>	<p>36366-00T</p>  <p>CYLINDER, 2 X 14 O DEG HYDRAULIC (4-DISC)</p>
<p>35267-00</p>  <p>CYLINDER, 2.0 X 24.0 O DEG HYDRAULIC (6 DISC)</p>	<p>35467-00</p> <p>SEAL KIT</p>  <p>(MONARCH) (FOR 35267-00 & 36366-00T)</p>	<p>33277-00</p>  <p>DISC, NOTCHED-26"</p>	



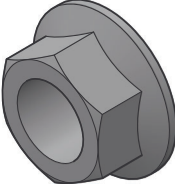
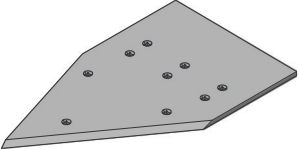
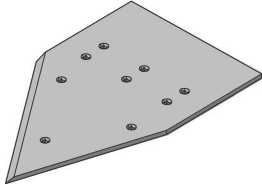
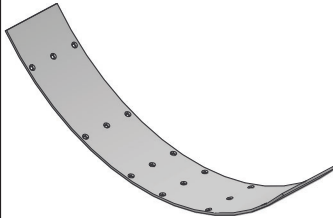
MOQ (MINIMUM ORDER QUANTITY) = ITEM ONLY AVAILABLE IN SPECIFIED QUANTITIES - CHECK WITH YOUR LOCAL DEALER

CAS PART ILLUSTRATIONS - 6.4 DITCHER

<p>91330-00</p>  <p>KIT, PLATE, BLADE, FRONT (FOR ROTOR)</p>	<p>92718-00</p>  <p>KIT, PLATE BLADE, REAR (FOR ROTOR)</p>	<p>15682-00T</p>  <p>BOLT, .50 X 2.00, PLOW, GR5, CMS F1 5ANS</p> <p>15616T</p>  <p>NUT, 1/2 SPIRAL LOCK (USE WITH 91330-00)</p>	<p>91705-00</p>  <p>KIT, DITCHER 6.5', BA-BLADE</p>
<p>92328-27</p>  <p>PLATE, PADDLE LONG CENTER (FOR AUGER)</p>	<p>92209-27</p>  <p>PLATE, RH ANGLED PADDLE (FOR AUGER)</p>	<p>92210-27</p>  <p>PLATE, LH PADDLE ANGLED (FOR AUGER)</p>	<p>15681-00</p>  <p>BOLT, .50 X 1.50, PLOW, GR5, CMS F1 5ANS</p> <p>15616T</p>  <p>NUT, 1/2 SPIRAL LOCK (USE WITH AUGER, CUTTING EDGE & LINER)</p>
<p>92283</p>  <p>KIT, DITCHER, EXTENSION CHUTE (SIDE)</p>	<p>92320</p>  <p>KIT, DITCHER, EXTENSION CHUTE (TOP)</p>	<p>91383-00</p>  <p>LINER, DIRT DIRECTOR SCROLL</p>	<p>32485-00T</p> <p>SEAL KIT</p>  <p>KIT, HYD MOTOR SEAL (FOR TWIN AUGERS)</p>
<p>91413</p>  <p>RUNNING, TAIL & TURN LIGHTS</p> <p>WORK LIGHTS</p> <p>KIT, LIGHTS W/HARNESS</p>	<p>91674</p>  <p>KIT, HOSE LIFT TRIMBEL CONTROL</p>	<p>33999-00</p>  <p>HARNESS, INTERFACE CABLE, DITCHER</p>	<p>34478-00</p>  <p>10 FT</p> <p>HARNESS, 4 BANK VALVE EXTENSION, 10 FT</p>

MOQ (MINIMUM ORDER QUANTITY) = ITEM ONLY AVAILABLE IN SPECIFIED QUANTITIES - CHECK WITH YOUR LOCAL DEALER

CAS PART ILLUSTRATIONS

<p>93065</p>  <p>KIT, CROSS AUGER PADDLE REPLACEMENT</p>	<p>92835</p>  <p>KIT, CROSS AUGER PADDLE EXT UPDATE</p>	<p>34912-00</p> <p>SEAL KIT</p>  <p>KIT, SEAL 2.5" CYL (MONARCH/LION) (FOR CYLINDER 34965-00)</p>	<p>35617-00</p> <p>SEAL KIT</p>  <p>KIT, SEAL 2.5 BORE X 1.25 ROD (BAILEY/CHIEF) (FOR CYLINDER 34965-00)</p>
<p>34965-00</p>  <p>CYLINDER, 2.5 X 14 0 DEG HYDRAULIC</p>	<p>11028-00</p>  <p>SHEAR BOLT, 3/4 X 2-1/2 CRG (SQUARE HOLE)</p>	<p>15235-00</p>  <p>SHEAR BOLT 3/4 X 2-1/2 G5 HCS - ZP (ROUND HOLE)</p>	<p>15610-00</p>  <p>NUT, 3/4-10 FLANGE, TOPLOCK GR G, ZP (FOR SHEAR BOLTS)</p>
<p>91533-33</p>  <p>RH CUTTING EDGE</p>	<p>91520-33</p>  <p>CENTER CUTTING EDGE</p>	<p>91534-33</p>  <p>LH CUTTING EDGE</p>	<p>91336-33</p>  <p>SCROLL, INSIDE WEAR SURFACE</p>

MOQ (MINIMUM ORDER QUANTITY) = ITEM ONLY AVAILABLE IN SPECIFIED QUANTITIES - CHECK WITH YOUR LOCAL DEALER

Contact Information

Crary® Industries, Inc.

237 12th St. NW • PO Box 849 • West Fargo, ND 58078

CONTACT YOUR LOCAL DEALER FOR PARTS ORDERS

Find your local dealer online at crary.com

For Assistance

800.247.7335

EXT. 601

Fax: 701.282.9522

CRARY
Manufacturing Farm Profitability™

237 12TH ST. NW • P.O. BOX 849
WEST FARGO, ND 58078-0849
PH: 1-800-247-7335 • FAX: (701) 282-9522
crary.com



Manufactured in the
United States of America
by Crary Industries